


## Annual Activity Survey for Taverham High School



Welcome to Children's Services' annual Activity Survey, 2022. It provides information about the first destinations of young people reaching the statutory school leaving age in the summer of 2022. With over 800 young people to follow up each year it takes the dedication of a number of key people to make the survey possible. I would like to thank staff at schools, colleges and sixth forms along with Norfolk County Council's Guidance Advisers, Young Persons' Advisers, Keeping in Touch Team and staff from the Participation, Transition & Strategy Team. It is worth noting that all young people are expected to continue in education or training (in learning) until at least 18 years of age. Therefore the 'in-learning' figures are a particularly important focus of this report - which as you will see have slightly dipped compared to 2021. This is due in part to an increase of young people going into jobs without training and more young people not in education, employment or training (NEET) at this time. However, on a positive note the number of young people in an apprenticeship has increased, and our unknowns are lower than at this time last year.


Karin Porter



Participation Strategy & Transition Manager

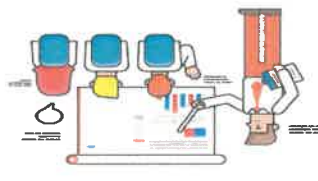

## 2022 Headline Figures - Analysis for Norfolk

	
<b>Norfolk Year 11 Count</b>	
The total number of Year 11 students in Norfolk's schools for the academic year 2021 - 2022	
<b>8,760</b>	

	
<b>Full Time Education</b>	
The percentage of young people that moved into full time education	
2021 90.51%	2022 89.95%
	

	
<b>Apprenticeships</b>	
Apprenticeships and Employment with Training	
2021 3.44%	2022 3.70%
	

	
<b>NEET</b>	
The percentage of young people who are NEET	
2021 1.42%	2022 2.25%
	

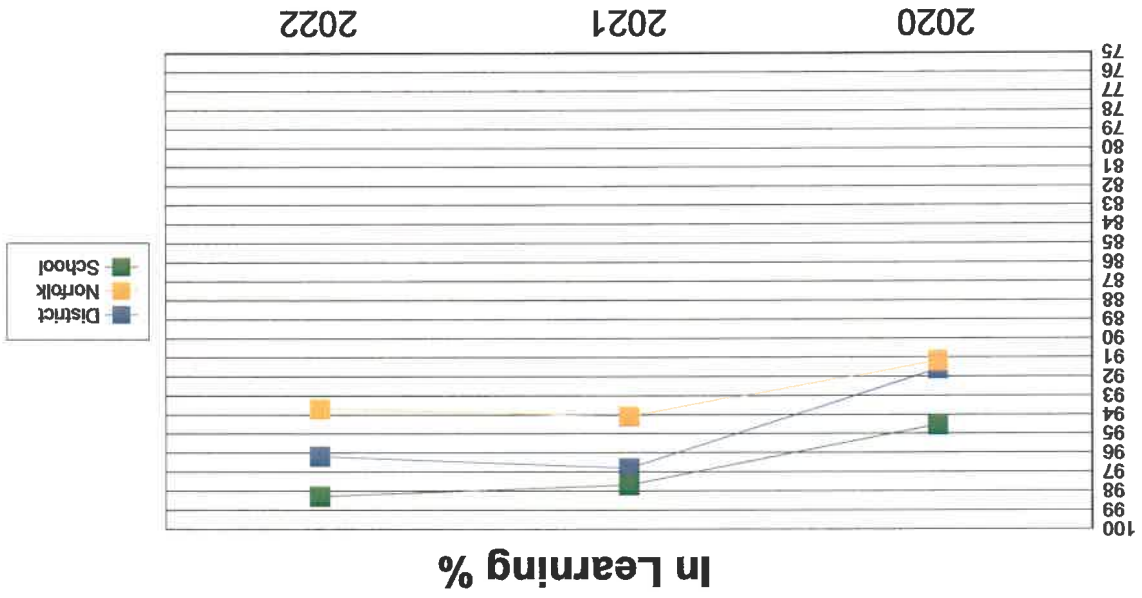
	
<b>In Learning Percentage</b>	
The overall in-learning percentage	
2021 94.10%	2022 93.72%
	

# Taverham High School

Your Top 6 Provider  
Destinations in 2022

Taverham High School	55
City College Norwich	51
Easton College	13
Sir Isaac Newton	9
Hellesdon High School	7
Access Creative College	7

In Learning Destinations - Comparison over 3 Years



# Taverham High School

## Activity Breakdown Last Three Years

	2022		2021		2020	
Cohort	176		217		183	
Full Time Education	157	89.20%	202	93.00%	172	93.99%
Full Time Training	0	0.00%	0	0.00%	0	0.00%
Apprenticeship	15	8.52%	10	5.00%	1	0.55%
Employment with Training	1	0.57%	0	0.00%	0	0.00%
Working towards participation	0	0.00%	0	0.00%	0	0.00%
Wk toward participation NEET	0	0.00%	0	0.00%	0	0.00%
Temporary Break	0	0.00%	1	0.46%	2	1.09%
Employment without Training	1	0.57%	1	0.46%	1	0.55%
Not settled (not active-NEET)	1	0.57%	2	0.92%	0	0.00%
Not settled (active)	1	0.57%	1	0.46%	0	0.00%
Not settled (active - NEET)	0	0.00%	0	0.00%	0	0.00%
Unknown	0	0.00%	0	0.00%	4	2.19%

**Taverham High School Destination Categories**

<b>Full time Education</b>	<b>All</b>	<b>Female</b>	<b>Male</b>
School sixth form	78	39	39
	44.32%	50.00%	50.00%
Further education	77	38	39
	43.75%	49.35%	50.65%
Other post 16 education	2	1	1
	1.14%	50.00%	50.00%
<b>Full time Education Total</b>	<b>157</b>	<b>78</b>	<b>79</b>
	89.20%	49.68%	50.32%
<b>Apprenticeship</b>	<b>All</b>	<b>Female</b>	<b>Male</b>
Apprenticeship	15	8	7
	8.52%	53.33%	46.67%
<b>Apprenticeship Total</b>	<b>15</b>	<b>8</b>	<b>7</b>
	8.52%	53.33%	46.67%
<b>Employment combined with training</b>	<b>All</b>	<b>Female</b>	<b>Male</b>
Employment with accredited training/part time study	1	0	1
	0.57%	0.00%	100.00%
Employment combined with training and training Total	1	0	1
	0.57%	0.00%	100.00%
<b>Employment without training</b>	<b>All</b>	<b>Female</b>	<b>Male</b>
Employment without training	1	0	1
	0.57%	0.00%	100.00%
Employment without training Total	1	0	1
	0.57%	0.00%	100.00%
<b>Employment with training</b>	<b>All</b>	<b>Female</b>	<b>Male</b>
Employment with training	2	0	2
	1.14%	0.00%	100.00%
Employment with training Total	2	0	2
	1.14%	0.00%	100.00%
<b>Not settled (active in the labour market-NETT)</b>	<b>All</b>	<b>Female</b>	<b>Male</b>
Seeking employment, education or training	1	0	1
	0.57%	0.00%	100.00%
Not settled (active in the labour market-NETT) Total	1	0	1
	0.57%	0.00%	100.00%
<b>Total</b>	<b>176</b>	<b>86</b>	<b>90</b>
	100.00%	48.86%	51.14%

**September Guarantee Offers**

<b>Total</b>	<b>174</b>
Offer Made	174
Considering Options/Not Yet Applied For Learning	1
Guarantee Status Not Recorded	1
<b>Total</b>	<b>176</b>

**Taverham High School Destination Categories for EHCP and SEN Support Students**

Full time Education	All	EHCP	SEN Support
School sixth form	78	0 0.00%	1 1.28%
Further education	77	2 1.29%	16 20.78%
Other post 16 education	2	1 1.91%	0 0.00%
Full time Education Total	157	3 1.91%	17 10.83%
Apprenticeship	All	EHCP	SEN Support
Apprenticeship	15	0 0.00%	1 6.67%
Apprenticeship Total	15	0 0.00%	1 6.67%
Employment combined with training	All	EHCP	SEN Support
Employment with accredited training/part time study	1	0 0.00%	0 0.00%
Employment combined with training Total	1	0 0.00%	0 0.00%
Employment without training	All	EHCP	SEN Support
Employment without training	1	1 #####	0 0.00%
Employment no training	1	1 #####	0 0.00%
Part time employment	1	0 50.00%	1 100.00%
Employment without training Total	2	1 50.00%	1 50.00%
Not settled (active in the labour market-NEET)	All	EHCP	SEN Support
Not settled (active in the labour market-NEET)	1	1 #####	0 0.00%
Seeking employment, education or training	1	1 #####	0 0.00%
Not settled (active in the labour market-NEET) Total	1	1 #####	0 0.00%
Total	176	5 2.84%	19 10.80%

Full time Education	7859	89.71%
Full time Training	5	0.06%
Apprenticeship	312	3.56%
Employment combined with training	12	0.14%
Working towards participation	20	0.23%
Employment without training	168	1.92%
Current activity not established	188	2.15%
Not settled (active in the labour market-NEET)	166	1.89%
Not settled (not active in the labour market-NEET)	7	0.08%
Temporary break from learning(NEET)	20	0.23%
Working towards participation(NEET)	3	0.03%
<b>Total</b>	<b>8760</b>	

### Norfolk Destination Categories