



Taverham Sixth Form
One vision. Our passion. Your future.

unifrog

Introduction to Unifrog

What is Unifrog?

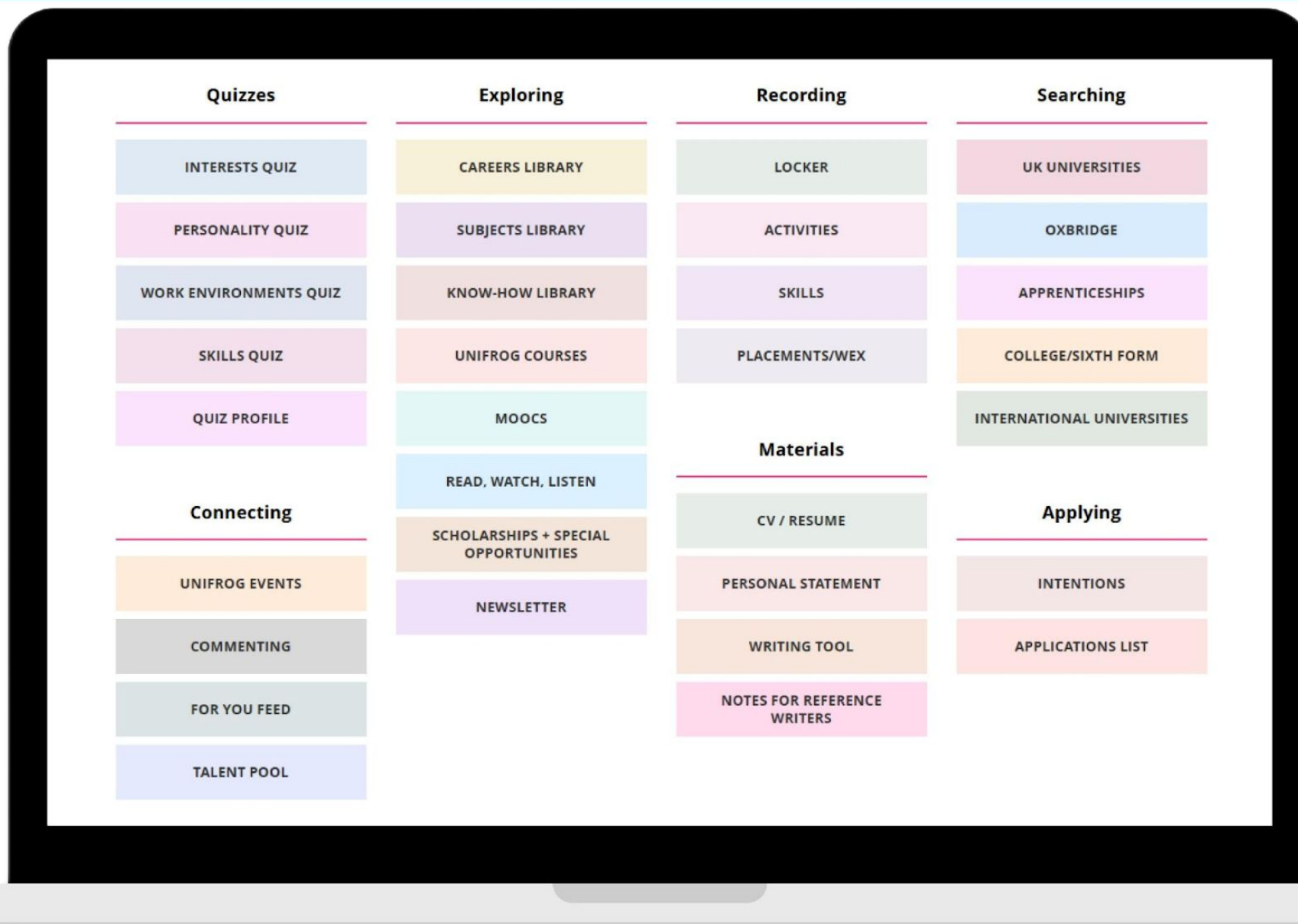
Unifrog is an online platform designed to support young people to make informed decisions about their futures.

They partner with schools to provide a range of online tools and lessons to help students explore their interests, find their best next step, and apply successfully.

The online platform is suitable for all students from Year 7 all the way up to Year 13 and beyond.

We're going to look at some of the tools suitable for each year group, and some of the opportunities available to students.



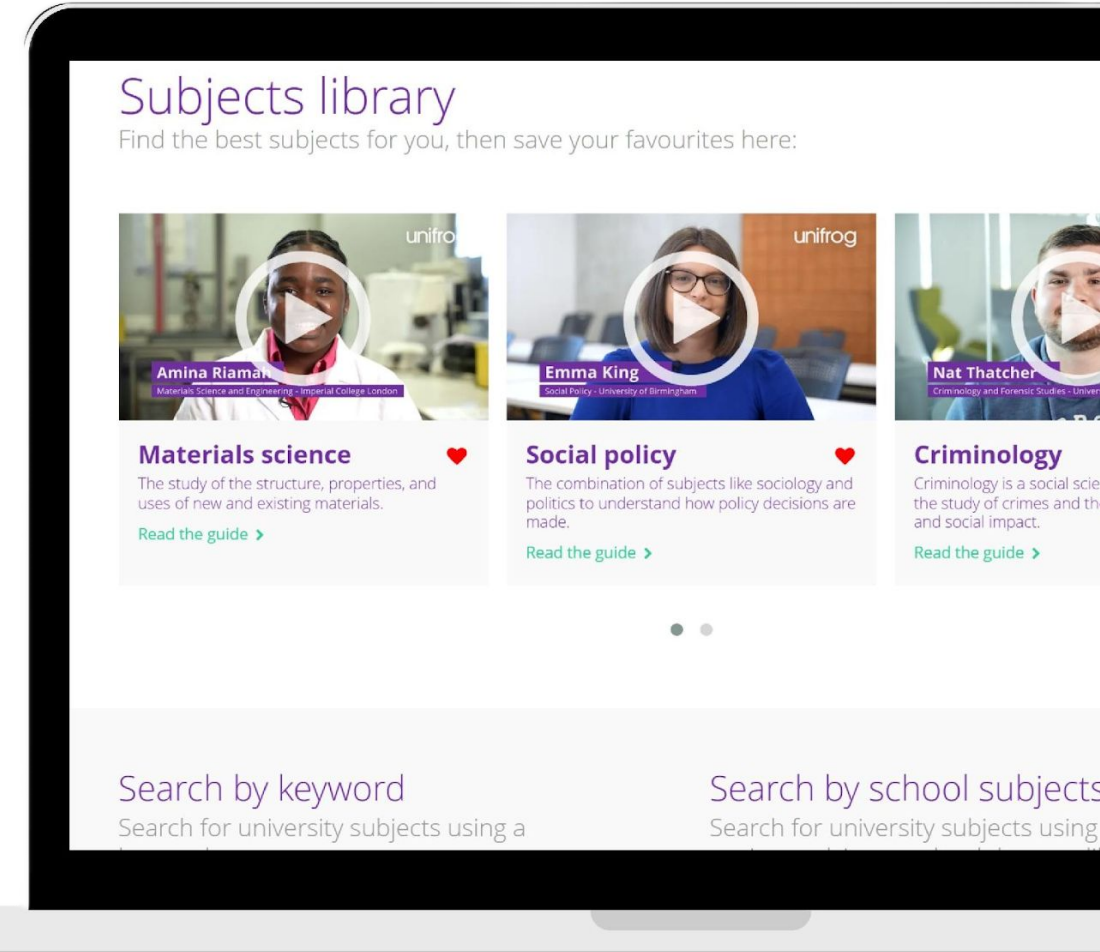


The Subjects library

Students can explore over 100 university-level subjects and read up on key details like:

- what it means to study this subject at a higher level
- recommendations for wider reading to support their applications
- interesting facts, including cross-curricular topics

They can also watch videos with real students to find out what it means to study the subject.

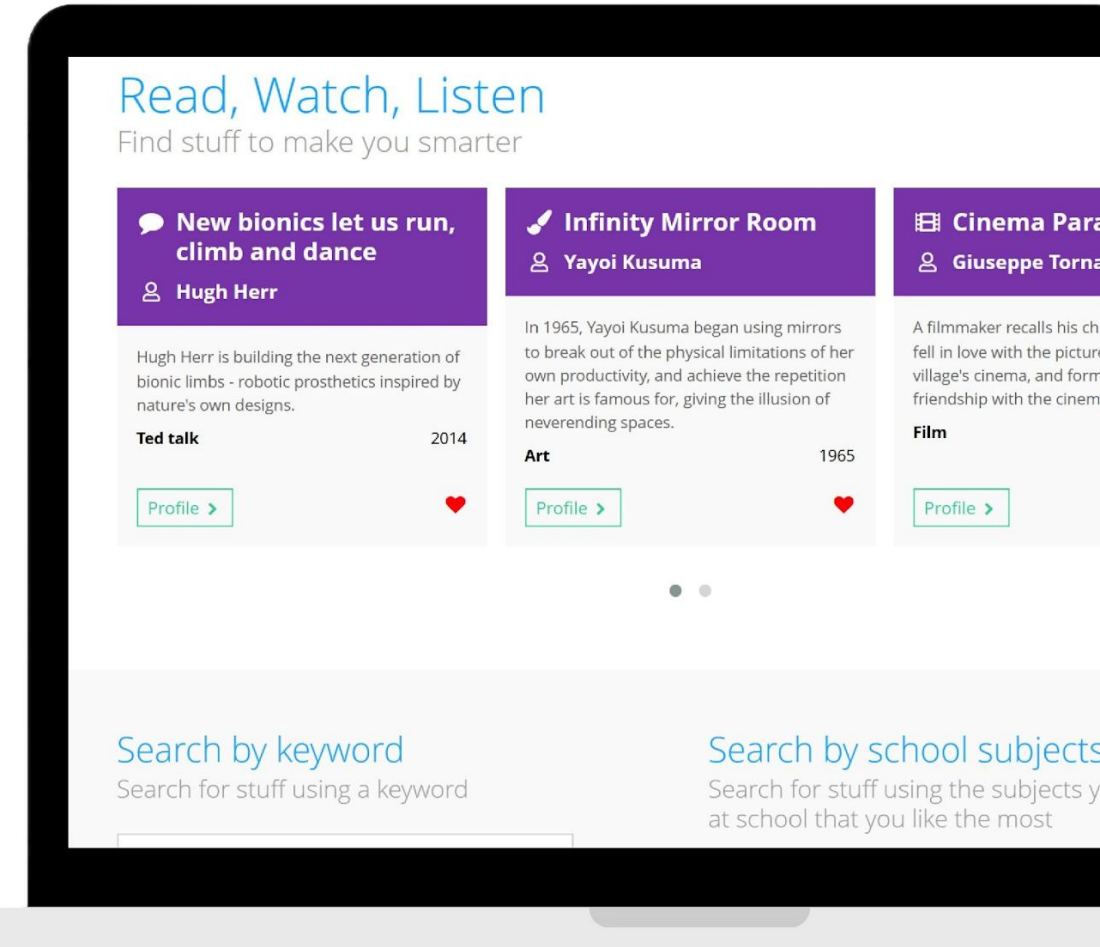


The Read, Watch, Listen tool

This tool is a library to over 1,000 resources for students to explore as part of their wider and deeper reading.

They can search by subject, keyword, and more to find things like:

- films
- books (fiction and non-fiction)
- TED Talks
- articles
- journals
- podcasts
- art
- music
- video channels

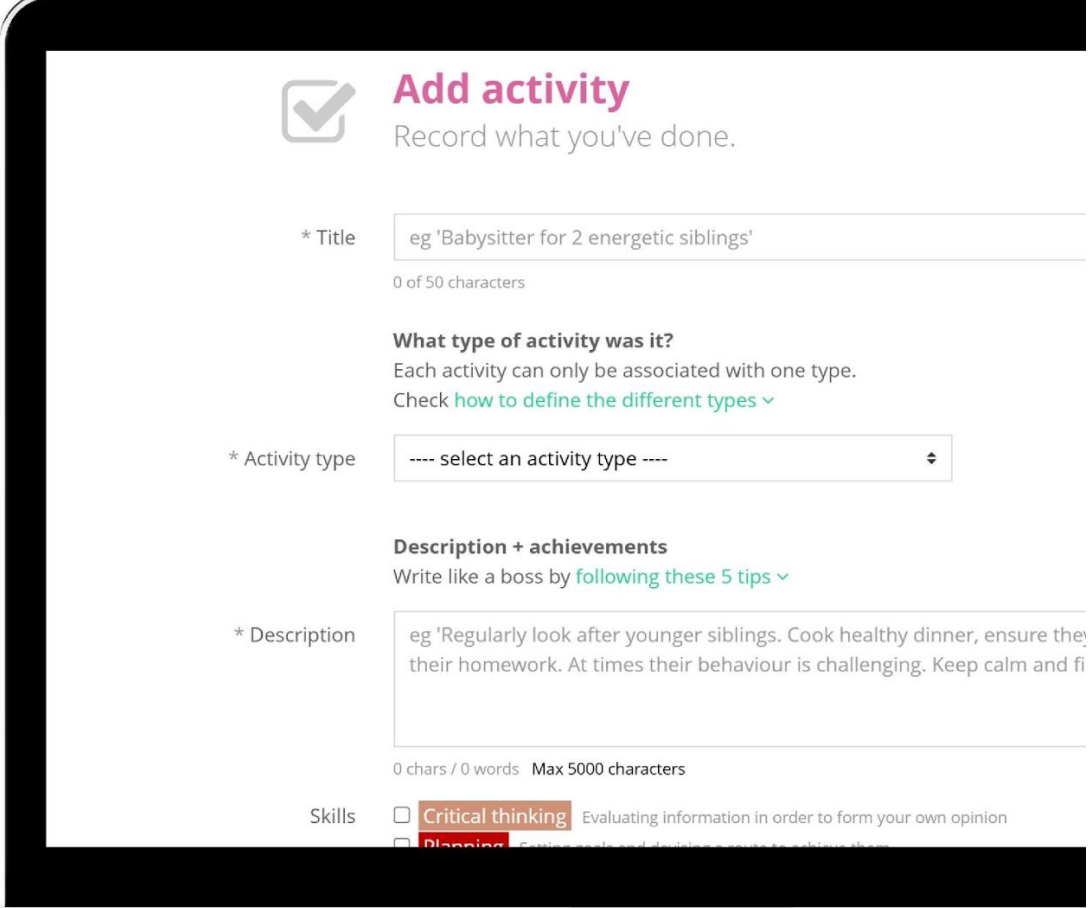


The Activities tool

Students can record their academic and extracurricular activities, as well as details of their wider and deeper reading.

This record will help them write their applications for university, an apprenticeship, a job, an internship, and more!

There's clear guidance to support them, and they can link their activities to key transferable skills.



The screenshot shows a laptop screen displaying the 'Add activity' form. At the top, there is a checkmark icon and the title 'Add activity' in pink, followed by the subtitle 'Record what you've done.' Below this, the form has several sections: a 'Title' field with the example text 'eg 'Babysitter for 2 energetic siblings'' and a character count '0 of 50 characters'; a 'What type of activity was it?' section with a dropdown menu currently showing '---- select an activity type ----'; a 'Description + achievements' section with a text area containing the example text 'eg 'Regularly look after younger siblings. Cook healthy dinner, ensure the their homework. At times their behaviour is challenging. Keep calm and fi' and a character count '0 chars / 0 words Max 5000 characters'; and a 'Skills' section with checkboxes for 'Critical thinking' (described as 'Evaluating information in order to form your own opinion') and 'Planning' (described as 'Organising and doing your work to achieve them').

☒ **Add activity**
Record what you've done.

* Title
0 of 50 characters

What type of activity was it?
Each activity can only be associated with one type.
Check [how to define the different types](#) ✓

* Activity type

Description + achievements
Write like a boss by [following these 5 tips](#) ✓

* Description
0 chars / 0 words Max 5000 characters

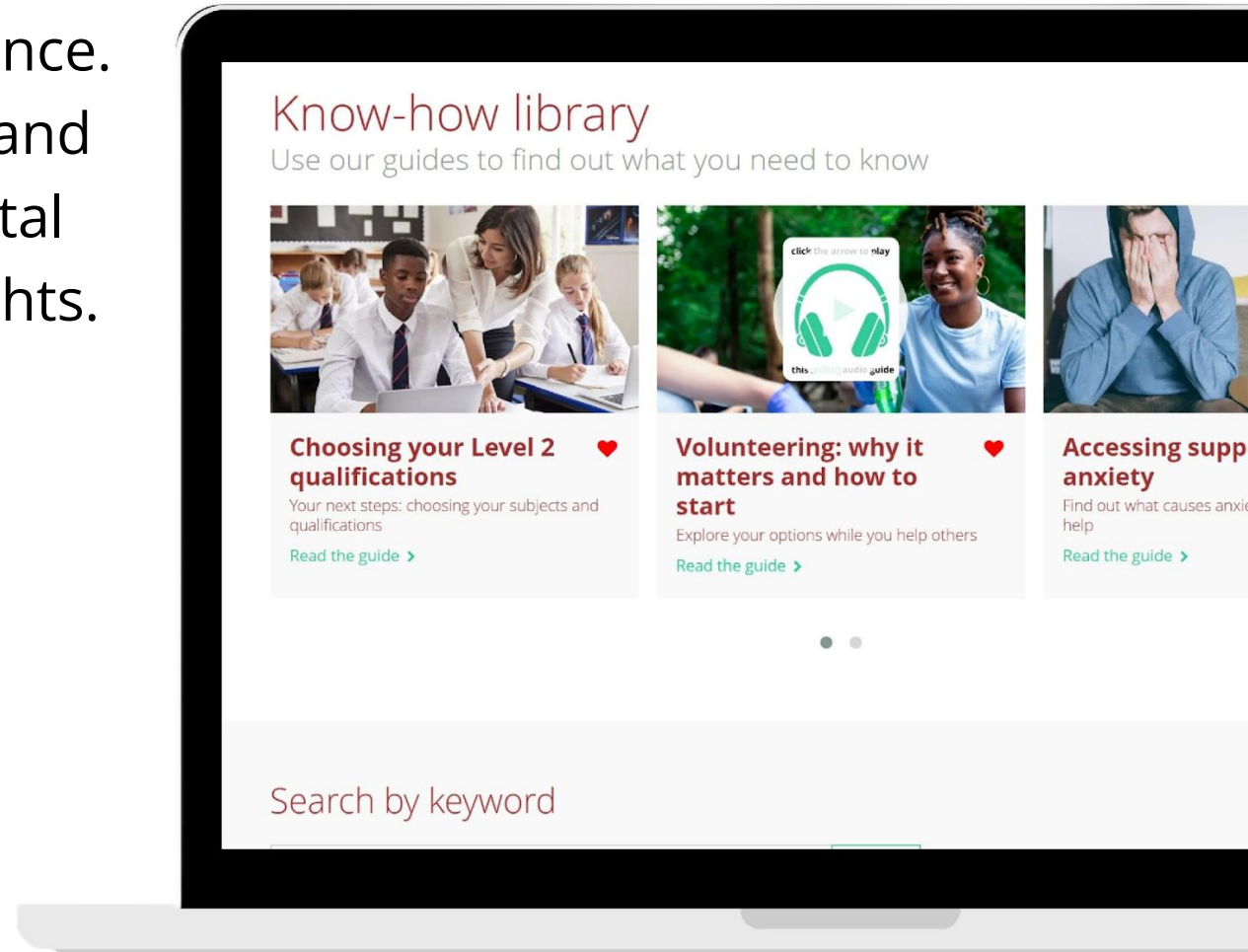
Skills ☐ **Critical thinking** Evaluating information in order to form your own opinion
☐ **Planning** Organising and doing your work to achieve them

The Know-how library

Sometimes, students need a little bit of guidance. The Know-how library is full of expert advice and guidance tackling a range of topics from mental health, to academic support, to industry insights.

Some of Unifrog's popular guides include:

- Example personal statements
- University and employer profiles
- Advice on entering the work of work
- Details of student funding

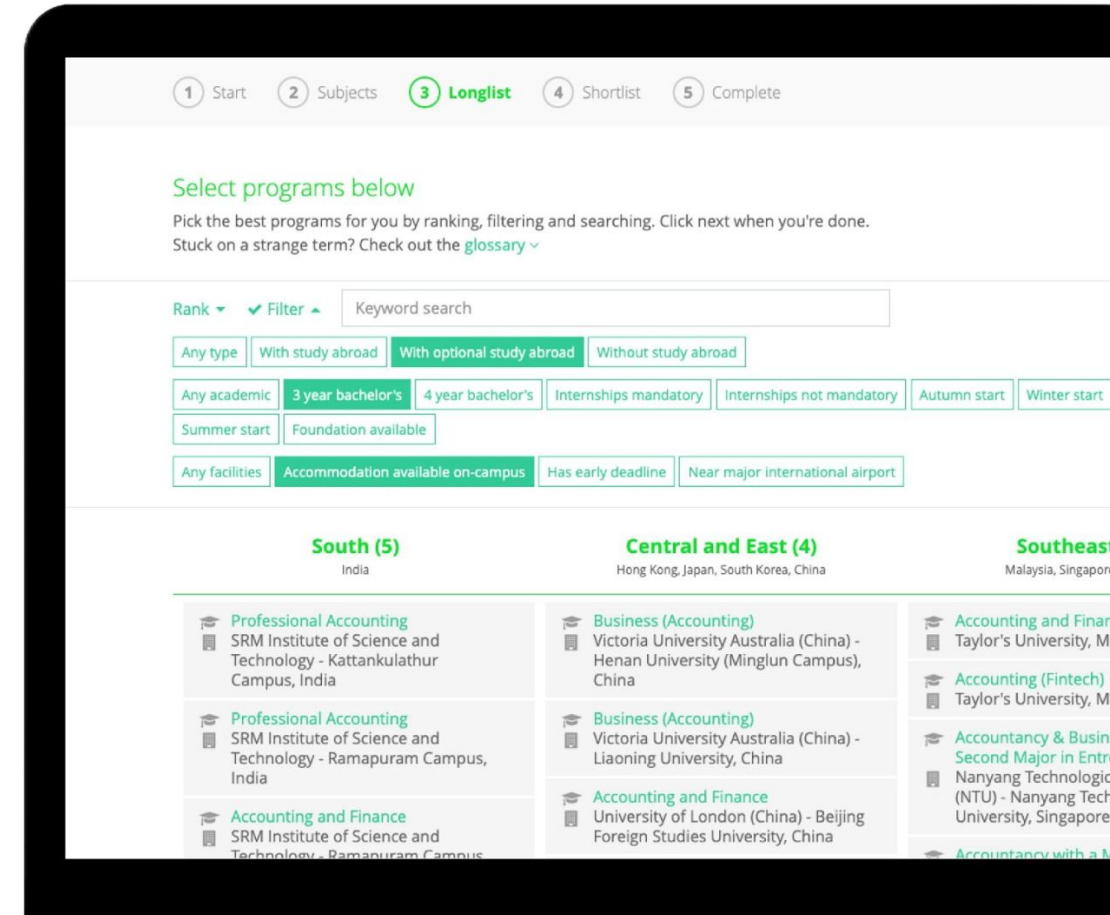


The search tools

Students can search for live apprenticeships and university courses taught all over the world, using the filter and rank options that are important to them, like:

- type of university
- duration of apprenticeship
- distance from home
- % in work or education following completion

They can save their favourites on a shortlist to come back to when they're ready to apply.



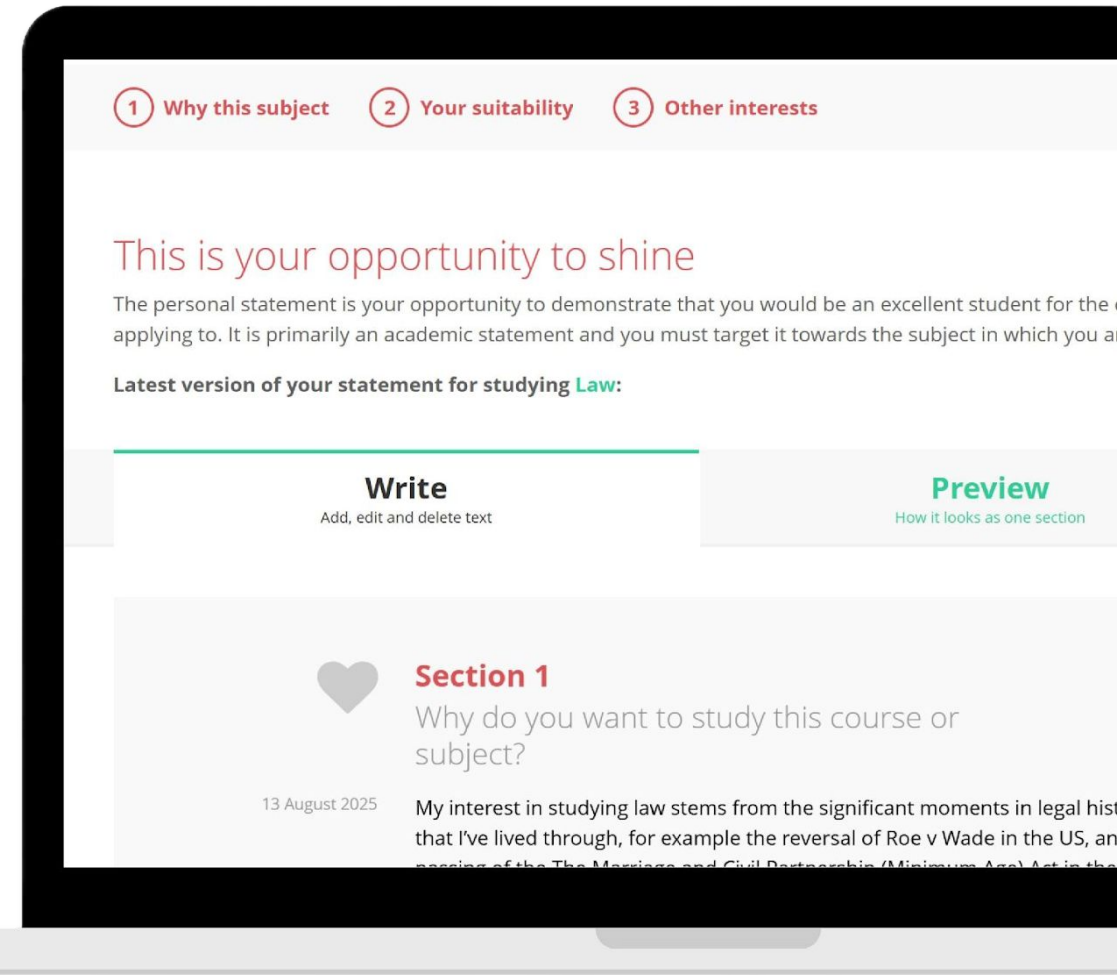
The writing tools

Students can write their UK personal statement, Common App essay, CV, cover letter, and more using Unifrog's writing tools.

Each type of application has top tips to support students with the writing process.

Teachers can also read students' work and provide feedback on it directly on the platform.

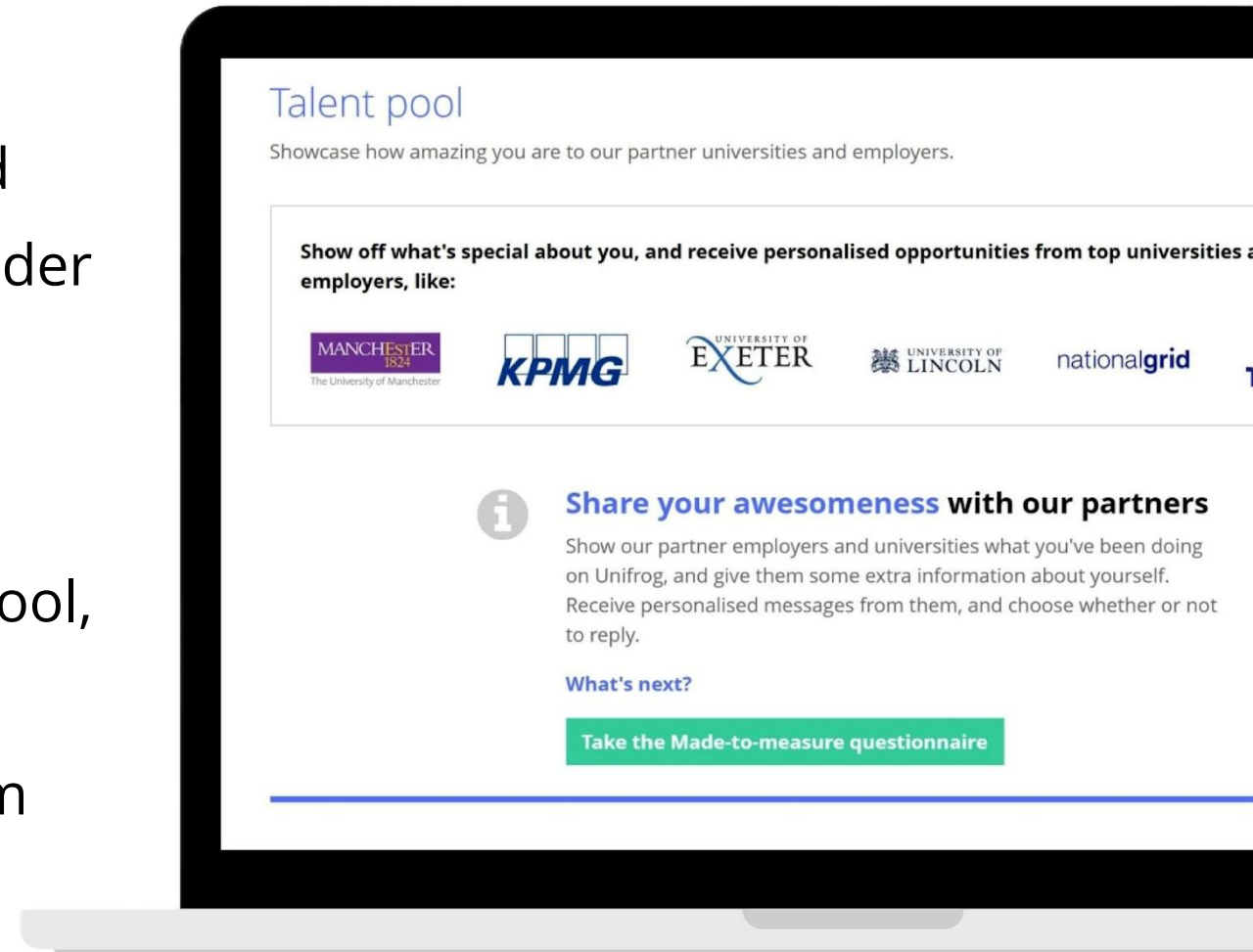
Unifrog automatically saves all students' work, meaning no more losing data and having to start over!



The Placements tool and Talent pool

Unifrog's Placement tool allows students in Years 10-13 to organise work experience and placements directly from the platform, all under the supervision of a parent/caregiver and teacher.

Students in Years 12-13 can join the Talent pool, meaning Unifrog's partner universities and employers can get directly in touch with them with relevant opportunities.

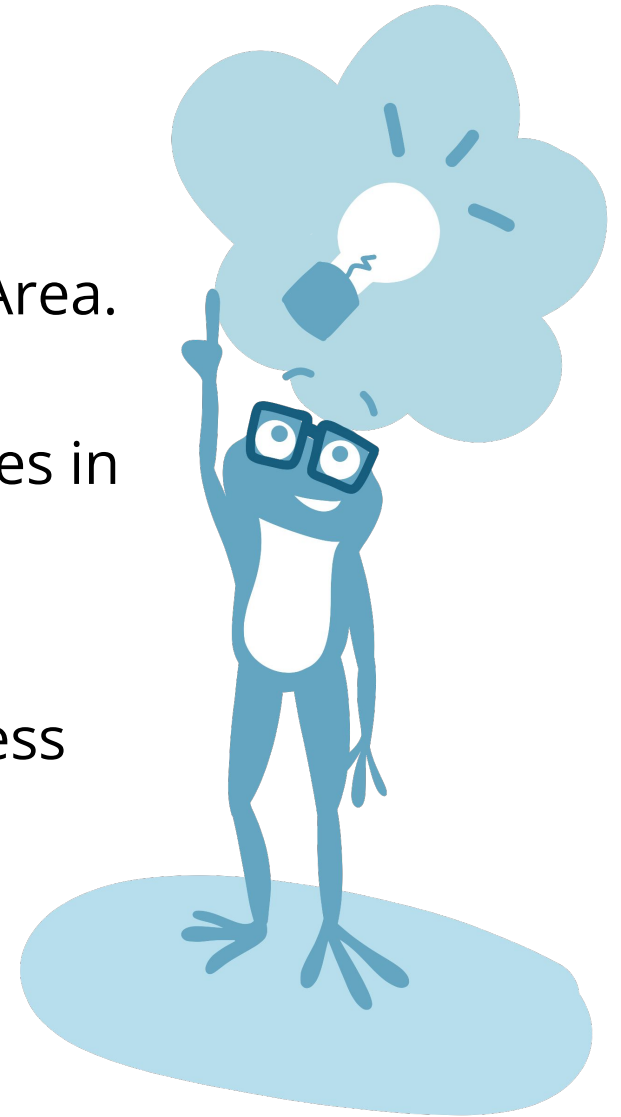


GDPR

GDPR is a regulation in EU law on data protection and privacy for everyone within the European Union and the European Economic Area.

Unifrog takes data security very seriously. They have several features in place to protect school and student data.

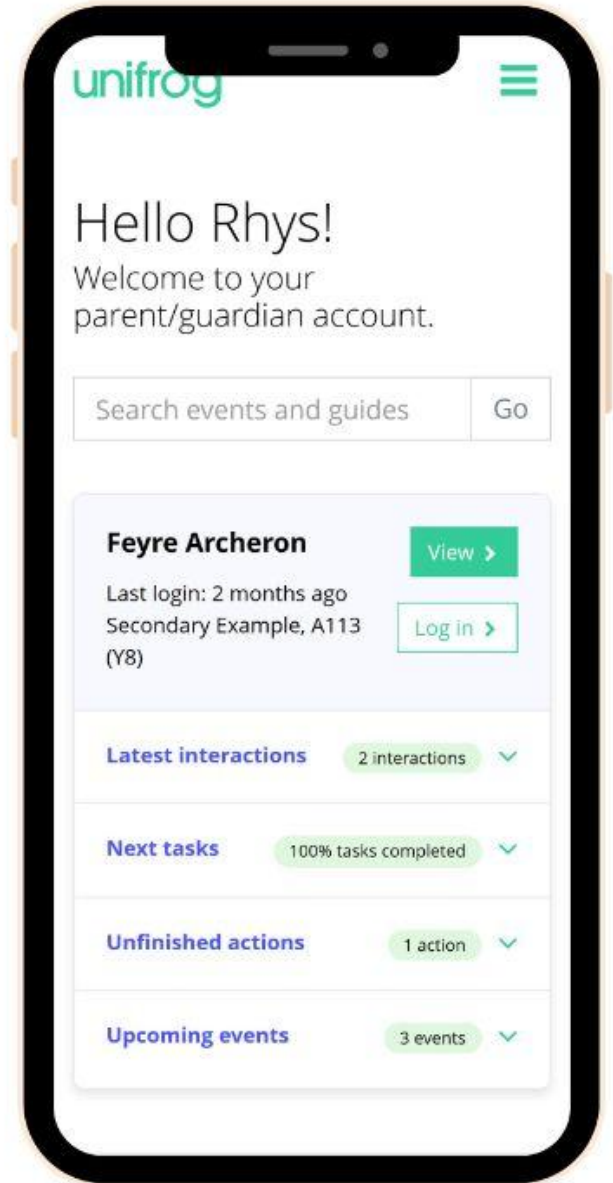
They only use EU data centres, have multiple firewalls, layered-access security, and more. Information on this can be found at unifrog.org/about#security.



Parents and caregivers: get signed up!

Why should students have all the fun?! You can create your own account to see key details about your child's Unifrog journey, and to access the tools in the same way students do!

Scan this QR code or go to www.unifrog.org/parent and create an account using your email address or single-sign on (i.e. signing in with Google or Microsoft).



Weekly summary emails

Sign up to receive weekly summary emails of your child's progress on Unifrog.

You'll find out about any shortlists they've made and any interactions logged against them (i.e. upcoming careers fairs, one-to-ones, and so on).

You can sign up when you first create your account or at any time on the Settings menu.

address school as a parent / guardian on the child's Unifrog profile.

Platform emails

☐ Send me daily summary emails
Email me one summary the day after my child has been active on Unifrog

Newsletter

☐ Send me the Next Steps Newsletter
Email me Unifrog's awesome newsletter for parents

* Password

***** (change?)

Update or cancel changes

One last thing...

You can keep up to date with the latest news and opportunities, along with Unifrog content just for parents, by signing up to the Next Steps Newsletter!

Once you create an account, you'll be asked to fill in your information and you'll have the chance to sign up by ticking the box next to 'Send me the Next Steps Newsletter'. You can also sign up anytime from your settings page.

address
school as a parent / guardian on the
child's Unifrog profile.

Platform emails

☐ Send me daily summary emails
Email me one summary the day after my child has been active on Unifrog

Newsletter

☐ Send me the Next Steps Newsletter
Email me Unifrog's awesome newsletter for parents

* Password
***** (change?)

Update or cancel changes